



Student User Manual

Why use GCSEPod?	1
Getting started	2
The Dashboard	4
Podcasts	5
My Courses	7
Playlists	9
Assignments	12
Sharing Content	14
Changing your username, password & subjects	15
Downloading to Apple Devices	16
Downloading to Blackberry & Android devices	19



It's convenient and effective

GCSEPod podcasts are designed for mobile devices, so it's like carrying a huge pile of textbooks and revision guides around with you **everywhere**.

Have an expert read and explain **everything** for you clearly and precisely with all the right facts, quotes, keywords, dates and annotated diagrams on screen.


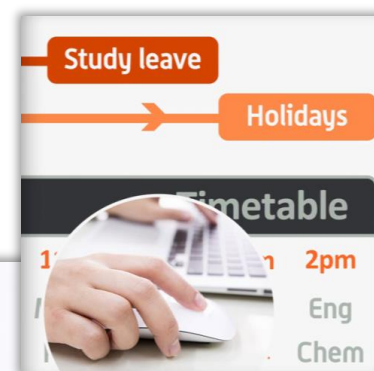
You won't need to use it for long before you feel the **impact**. Consistent use in just 10 minute chunks is proven to support **achievement** right up to A*.

It will help you get organised

Create personal podcast playlists to listen to in the run-up to a test or to help with **homework**.

Use the viewing history feature to return to podcasts you found useful or access your **favourite playlist** to go over topic areas you find difficult.

Download **exam specific playlists**, with everything you need to know for that exam all organised for you.



It can be as discreet (or loud) as you

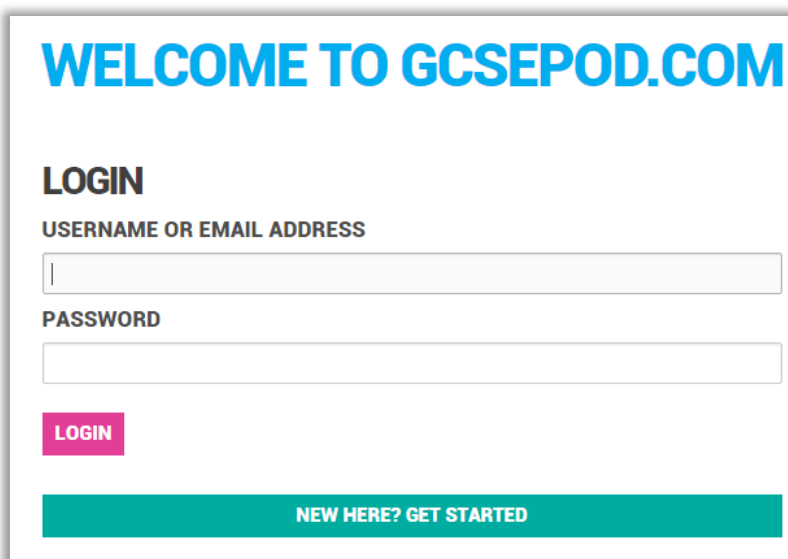
Listen to GCSEPod podcasts anywhere with nobody knowing what you are doing. Listen **privately** on the school bus, when you're walking the dog or shopping in town.

If you want to show off just how much work you've been doing or even recommend a podcast to a friend you can use the **social networking** links on the site to connect with others.

Activating your account

When your school has informed you that you have been registered with GCSEPod, you need to confirm some personal details so that you can access the site:

- 1) Go to www.gcsepod.com and click "login".
- 2) Click NEW HERE? GET STARTED. Select Pupil.



WELCOME TO GCSEPOD.COM


LOGIN

USERNAME OR EMAIL ADDRESS

PASSWORD

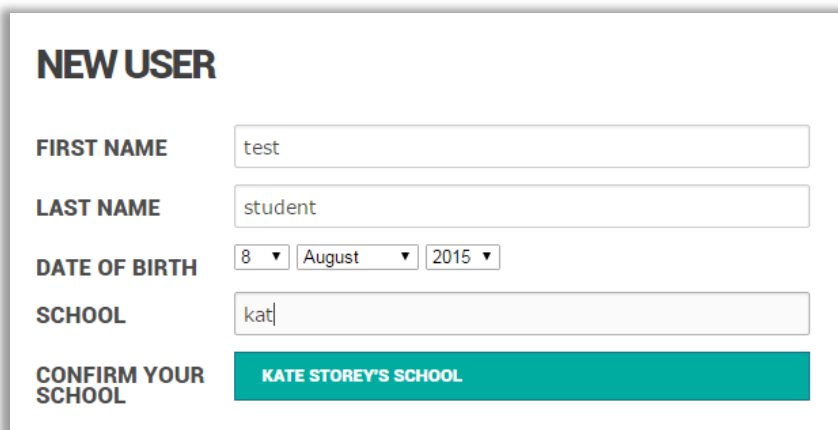
LOGIN

NEW HERE? GET STARTED



PLEASE FOLLOW THE LINK FOR YOUR ACCOUNT TYPE BELOW:

PUPIL **TEACHER**



NEW USER

FIRST NAME

LAST NAME

DATE OF BIRTH

SCHOOL

CONFIRM YOUR SCHOOL **KATE STOREY'S SCHOOL**

- 3) Enter your name, date of birth and type in the name of your school. Your school should appear in a dropdown list. Click on your school in this list to confirm it.*

*If you're having trouble finding your school, double check that you've entered your correct date of birth and your full name as it appears on your school register. Some schools are known by a shorter version of their name, but make sure you're typing the full, official school name.

- 4) Select a username, password, and a password hint to help you remember your password.

Username	<input type="text" value="Choose a username"/>
TIP - Don't just write your name as your username. Think of a username that is unique to you and that you can easily remember.	
Password	<input type="password" value="Choose a password"/>
Confirm Password	<input type="password" value="Retype your password"/>
Password Hint	<input type="text" value="A password hint, in case you forget"/>

- 5) Select the subjects you study.

Please set your subjects below. You can manage these in your account settings.

English	<input checked="" type="checkbox"/>
English Language	<input checked="" type="checkbox"/>
English Literature	<input checked="" type="checkbox"/>
Maths	<input checked="" type="checkbox"/>
Biology	<input checked="" type="checkbox"/>
Chemistry	<input checked="" type="checkbox"/>
Physics	<input checked="" type="checkbox"/>

SAVE

The Dashboard

The GCSEPod Dashboard

Access Pods here

View assignments set by teachers

Change username and password here

View exam specific playlists

View and create personalised playlists

View Boost Playlists

Keep up to date with the latest Pods

View personal usage count

See what other users are watching here

The dashboard features a top navigation bar with links: Dashboard, Pods, My Courses, Assignments, My Playlists, My Account, LOGOUT, and a search icon. Below the navigation bar, the main content area is divided into several sections:

- HELLO ARTHUR**: A greeting section.
- MY COURSES**: A list of courses with 'VIEW' buttons. Courses include Cambridge IGCSE: History - Paper 4 (Alternative to Coursework), Cambridge O Level: Mathematics: Paper 1, and Cambridge IGCSE: History - Paper 1.
- ASSIGNMENTS**: A list of assignments with 'VIEW' buttons. Assignments include Summer Assignment 2016, The nervous system, and USA.
- MY PLAYLISTS**: A section for creating and viewing playlists. It includes 'Favourites' (2 Pods, Duration: 8 mins) and 'Boost Playlists' (App Test, 5 Chapters, Duration: 22 mins). There are 'VIEW' buttons for each playlist and a 'CREATE A PLAYLIST' button.
- New Content**: A section for new content, featuring 'The Sign of Four' by Arthur Conan Doyle.
- Recently Played**: A section for recently played content, featuring 'The Sign of Four' by Arthur Conan Doyle.
- My Stream Count**: A section showing the user's stream count (3).
- Popular Pods**: A list of popular pods, including 'Importance of Diet - Diet and Exercise', 'Atomic Structure - Atoms', 'Plot Overview - Of Mice and Men by John Steinbeck (Legacy)', 'Characters - George Milton - Of Mice and Men by John Steinbeck (Legacy)', 'Homeostasis - Control in the Human Body', 'Important Quotes Chapter One - Of Mice and Men by John Steinbeck (Legacy)', and 'Background - Of Mice and Men'.

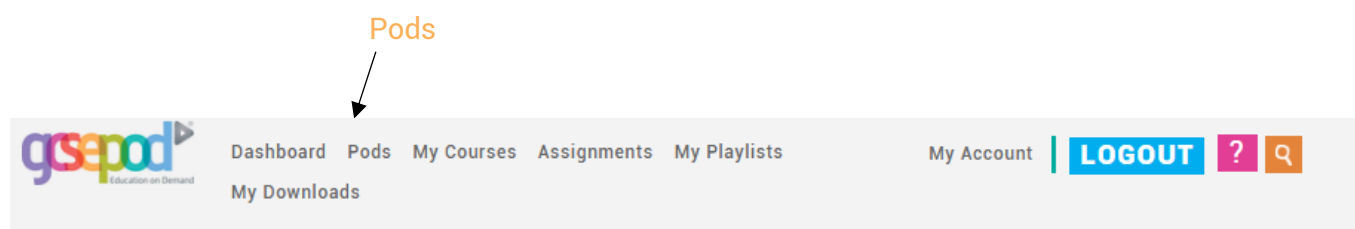
Let's keep in touch!



Telephone: 0330 111 5559
Email: support@gcsepod.com

Accessing content

You can access pods by clicking either **Pods** or **Browse Content**:




HELLO ARTHUR

BROWSE CONTENT ►

↑
Browse Content

Choose a department & Subject

DEPARTMENTS



SUBJECTS



Let's keep in touch!



Telephone: **0330 111 5559**
Email: **support@gcsepod.com**

Choose a Topic & Title

TOPICS

Books

GCSE Revision

Plays

Poetry

Character & Voice Poetry

Conflict Poetry

Place Poetry

Relationships Poetry

Spelling, Punctuation & Grammar

TITLES

A Christmas Carol
by Charles Dickens

Animal Farm
by George Orwell

Frankenstein
by Mary Shelley

Great Expectations
by Charles Dickens

Jane Eyre
by Charlotte Brontë

Lord of the Flies
by William Golding

Of Mice and Men
by John Steinbeck

Pride and Prejudice
by Jane Austen

To Kill a Mockingbird
by Harper Lee

Wuthering Heights
by Emily Brontë


The Pod


ENGLISH LITERATURE / BOOKS

FRANKENSTEIN BY MARY SHELLEY

GCSEPod_English_79_Frankenstein_001_Context

Important revolutionary





Selfish

Play/Pause

00:00

04:32

Enlarge video

Nicola Worgan, Narrator

CHAPTERS

Context	00:04:32	Download	Star
Summary	00:04:09	Download	Star
Key quotes #1	00:03:08	Download	Star
Key quotes #2	00:04:01	Download	Star
Characters - Victor	00:03:10	Download	Star
Characters - The Monster	00:03:56	Download	Star
Characters - Walton	00:03:10	Download	Star
Characters - Elizabeth	00:03:22	Download	Star
Characters - The DeLaceys	00:03:16	Download	Star
Characters - Justine	00:03:07	Download	Star
Characters - Other characters	00:03:19	Download	Star
Themes - Knowledge	00:03:29	Download	Star
Themes - Science	00:03:35	Download	Star
Themes - Prejudice	00:03:10	Download	Star
Themes - Isolation	00:03:22	Download	Star
Themes - Parenting & family	00:03:35	Download	Star
The Gothic	00:03:37	Download	Star
Structure	00:03:07	Download	Star
Setting	00:03:52	Download	Star

Click chapter to watch

Add to Favourites

Download chapter

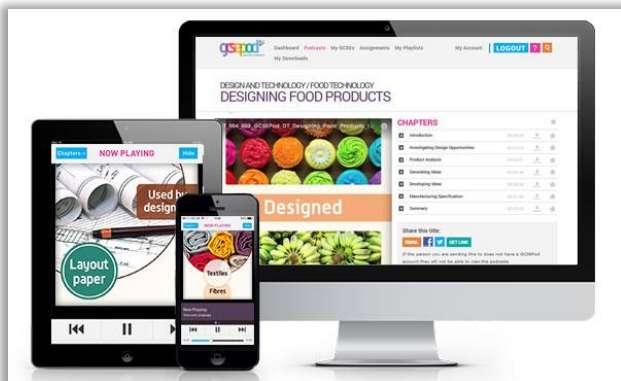
Let's keep in touch!

Facebook, Pinterest, Twitter, YouTube, Instagram icons

6

Telephone: 0330 111 5559
Email: support@gcsepod.com

My Courses



The 'My Courses' area on the site is where you can view a list of **upcoming examinations** and find out which podcasts are relevant to those exams. These podcasts are all **organised into playlists**.

You can then watch the podcast playlist to help you revise for the exam or download the individual podcasts to your mobile and do some quick revision when you're on the school bus or out and about.

Note: the playlists may not contain information about all the topics you need to revise for the exam. Please ask your teacher if you are unsure.

Searching for your exams

Click **My Courses** on your dashboard. Here you can view upcoming exams by subject area.

Subject	Exam Board	Unit	Exam Date	Chapters	Action
ENGLISH LITERATURE	AQA	English Literature: Unit 2: Poetry across time	Exam date not set for 2016	296 Chapters	VIEW PLAYLIST
	AQA	English Literature: Unit 1: Exploring modern texts	Exam date not set for 2016	145 Chapters	VIEW PLAYLIST
	AQA	English Literature: Unit 4: Approaching Shakespeare and the English Literary Heritage	Exam date not set for 2016	178 Chapters	VIEW PLAYLIST
MATHS	Edexcel	Mathematics B: Unit 3 (Foundation)	Exam date not set for 2016	138 Chapters	VIEW PLAYLIST
		Mathematics B: Unit 3 (Higher)	Exam date not set for 2016	165 Chapters	VIEW PLAYLIST
		Mathematics B: Unit 1 (Foundation)	Exam date not set for 2016	151 Chapters	VIEW PLAYLIST
		SEE MORE			
BIOLOGY	Edexcel	Biology Unit 1: Influences on Life	Exam date not set for 2016	38 Chapters	VIEW PLAYLIST
	Edexcel	Biology Unit 2: The Components of Life	Exam date not set for 2016	29 Chapters	VIEW PLAYLIST

You can see the date of the exam.*



*You can still view exam playlists even if the exam date has not been set.

Click **view playlist** to watch all the podcasts relevant to that exam.

Let's keep in touch!



Viewing the Course playlist

Author: Nicola Greener, Narrator: Victoria Sandison

AQA CERTIFICATE: ENGLISH LITERATURE: PAPER 2

Books
English Literature: 3 titles (84 chapters)

Lord of the Flies by William Golding 28 chapters

To Kill a Mockingbird by Harper Lee 37 chapters

Frankenstein by Mary Shelley 19 chapters

▶ Context	00:04:32	⬇	★
▶ Summary	00:04:09	⬇	★
▶ Key quotes #1	00:03:08	⬇	★
▶ Key quotes #2	00:04:01	⬇	★
▶ Characters - Victor	00:03:10	⬇	★
▶ Characters - The Monster	00:03:56	⬇	★
▶ Characters - Walton	00:03:10	⬇	★
▶ Characters - Elizabeth	00:03:22	⬇	★
▶ Characters - The DeLaceys	00:03:16	⬇	★
▶ Characters - Justine	00:03:07	⬇	★

Click here to add
a chapter to your

**Favourites
Playlist**

Click here to
download one
chapter

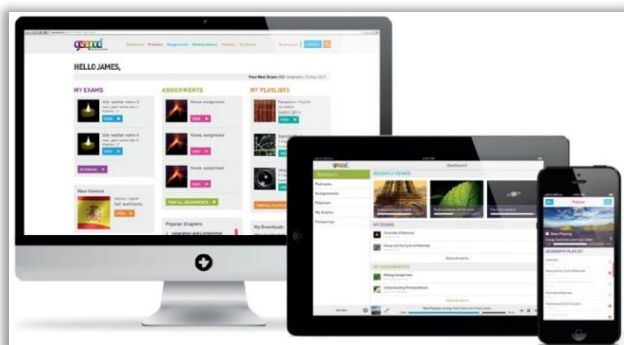
What is an assignment?

An assignment is a piece of work that your teacher has set for you to complete on the GCSEPod website.

Your teacher may create an assignment which will include a playlist of podcasts for you to watch and some questions for you to answer.

The questions your teacher sets for you may be multiple choice, in which case they will be marked immediately, or free text, in which case you will need to wait for your teacher to mark them before you can see what you got right and wrong.

Once marked, you can view your results and comments from your teacher on the GCSEPod website.



Finding your assignments

Log into your GCSEPod account.

In the middle of the dashboard is a summary of all your assignments.

Click **View Assignments**

ASSIGNMENTS

HELLO ARTHUR

MY COURSES

Cambridge IGCSE: History - Paper 4 (Alternative to Coursework)
25 October 2016
Pods: 131
[VIEW](#)

Cambridge O Level: Mathematics: Paper 1
26 October 2016
Pods: 131
[VIEW](#)

Cambridge IGCSE: History - Paper 1
31 October 2016
Pods: 241
[VIEW](#)

ASSIGNMENTS

Summer Assignment 2016
Deadline missed
Due: 16 August 2016
[VIEW](#)

The nervous system
Deadline missed
Due: 16 August 2016
[VIEW](#)

USA
Deadline missed
Due: 16 August 2016
[VIEW](#)

MY PLAYLISTS

Favourites
2 Pods
Duration: 8 mins
[VIEW](#)

CREATE A PLAYLIST

Boost Playlists
App Test
5 Chapters
Duration: 22 mins
[VIEW](#)

Viewing your assignments

ASSIGNMENTS

You have 3 assignments

SORT BY: **DUE DATE** VIEW: **3** ALL **1** COMPLETED **2** STILL TO DO MISSED DEADLINES

BIOLOGY ASSIGNMENT
Due: 25/02/2015
[START ASSIGNMENT](#)
Assignment set by: Ms Teacher

CHEMISTRY
Due: 25/02/2015
[START ASSIGNMENT](#)
Assignment set by: Ms Teacher

MATHS ASSIGNMENT
Due: 25/02/2015
[VIEW RESULTS](#)
Assignment set by: Ms Teacher

Click **start** to complete your assignment

You can **view results** once you have completed your assignment

Completing your assignment

ASSIGNMENTS/ SUMMER ASSIGNMENT 2016

Assignment and Instructions set by: **Ms Teacher**

Please complete the multiple choice questions over the summer

Your teacher may have given you specific instructions on how to complete the assignment, so remember to check this first.



Author: Charlotte Young, Narrator: Arabella Annett and Gareth Williams

SPECIFIED CHAPTERS

▶ Adding & Subtracting Whole Numbers	00:02:30	Download	★
▶ Multiplying Whole Numbers	00:02:30	Download	★
▶ Dividing Whole Numbers	00:03:03	Download	★
▶ The Order of Operations	00:03:06	Download	★
▶ Negative Numbers	00:03:35	Download	★
▶ Counting Combinations	00:02:25	Download	★

Share this assignment:

[EMAIL](#) [f](#) [t](#) [GET LINK](#)

If the person you are sending this to does not have a GCSEPod account they will not be able to view the pods

Listen to each podcast at least once before beginning to answer the questions.

COMPLETE THE QUESTIONS BELOW

5 What is 121 subtract 59?

- ☐ 62
- ☐ 42
- ☐ 52
- ☐ 32

Take time to read each question carefully. Once you have submitted the assignment, you can't change your answers!



[◀ SAVE FOR LATER](#) [SUBMIT ASSIGNMENT ▶](#)

Don't forget to **Submit Assessment**

Let's keep in touch!



Viewing your results

Once you have completed your assignment, click the **view results** button to find out how you did.

ASSIGNMENTS/SUMMER ASSIGNMENT 2016

RESULTS

[WATCH PODS AGAIN](#)
[WATCH BOOST PLAYLIST](#)

YOU SCORED:

40%

✓ 100% Correct
✗ 100% Incorrect
✓✗ Partially Correct
👤 Unmarked

4 - 7

The Choices

✓ **A: -3**

C: 3

B: -11

D: 11

You Answered

✓ **A: -3**

Feedback from your teacher:

Good Job!

>	What is 18 add 57?	✗	0/1
>	What is 119 add 43?	✓	1/1
>	-4 + 7 - 9	✗	0/1

You can view your answers to each question, whether you were right or wrong and comments from your teacher.

Boost Playlist

GCSEPod will recommend a playlist for you to watch based on any incorrect answers you have given during your assignment. To view the Boost Playlist simply click **Watch Boost Playlist**

ASSIGNMENTS/SUMMER ASSIGNMENT 2016 RESULTS

[WATCH PODS AGAIN](#) [WATCH BOOST PLAYLIST](#)

Tick the box beside the question/s you want to focus on:

- ☒ What is 10 + 11 x 12
- ☒ -3 + 8
- ☒ (-7) - (-2)

Watch these specially selected Pods to help recharge your knowledge and get 100% next time!

▶ Adding & Subtracting Whole Numbers	00:02:50	📌 ⭐
▶ Multiplying Whole Numbers	00:02:58	📌 ⭐ ⚡
▶ Dividing Whole Numbers	00:03:03	📌 ⭐ ⚡
▶ The Order of Operations	00:03:06	📌 ⭐
▶ Negative Numbers	00:03:55	📌 ⭐

DURATION: 16 MINS

[ADD THIS PLAYLIST TO MY DOWNLOADS](#)

Works on iOS, Android and Blackberry



What is a Playlist?

A playlist is a group of podcasts that have been saved together, just like you may create a music playlist on your smartphone.

You can quickly and easily create a playlist to download to your mobile phone or computer or save to watch online later.

Your playlists

Click **My playlists**
Here you will find all your playlists that have been created.

Click **create a playlist** to create new playlist

You will also see a **favourites playlist** which you can add to when listening to a podcast by clicking the star beside the chapter name.

View Boost Playlists

PLAYLISTS

CREATE A PLAYLIST

Here you can select podcast chapters across topics or even subjects and create your own personalised playlists. Try creating a playlist of topics you find tricky and listen to it as you travel to school

CREATE A PLAYLIST ▶

YOUR PLAYLISTS (4 PLAYLISTS)



Favourites



1. My biology playlist



2. Ultimate Maths



3. Areas I need to focus on



ASSIGNMENT BOOST PLAYLISTS (1 PLAYLIST)



Related to Assignment:
App Test



Playlists you've created

Creating a playlist

Name your playlist

PLAYLIST NAME

Biology

ADD CHAPTERS

Search for a specific title or chapter.

DEPARTMENTS

PE

English

Arts & Humanities

Maths

Modern Foreign Languages

D&T

ICT and Computing

Sciences

SUBJECTS

Biology

Chemistry

Physics

Core Science

Additional Science

Chapters Selected

Select a title or chapter to add to your playlist

1. Cell Differentiation
2. Enzymes
3. Photosynthesis
4. Products of Photosynthesis
5. Digestive Enzymes
6. The Digestive System

Chapters selected will be shown here. You can reorder or delete them here too.

Adding to Favourites

MATHS_002_003_GCSEPod_Equations_Part_1_Introduction

Algebra

$y = (x - 7)(2 + c)$

$y = mx + c$

$x^2 = y + 15$

$y = 2x + 1$

nth term

1, 9, 25, 49...

00:00 01:31

Author: Fiona Henry, Narrator: Gareth Williams

CHAPTERS

Chapter	Duration	Download	Favourite
▶ Introduction	00:01:31	Download	★
▶ Setting up Equations and Formulae	00:04:35	Download	★
▶ Solving Equations	00:04:49	Download	★
▶ Solving More Difficult Equations	00:08:49	Download	★
▶ Using Formulae	00:09:03	Download	★
▶ Trial and Improvement	00:05:33	Download	★
▶ Inequalities	00:07:48	Download	★
▶ Test Yourself on Equations Part 1	00:07:48	Download	★
▶ Summary	00:01:35	Download	★
▶ Web Links	00:01:12	Download	★

Click the star to add chapters to your Favourites playlist.

Share this title:

EMAIL Facebook Twitter GET LINK

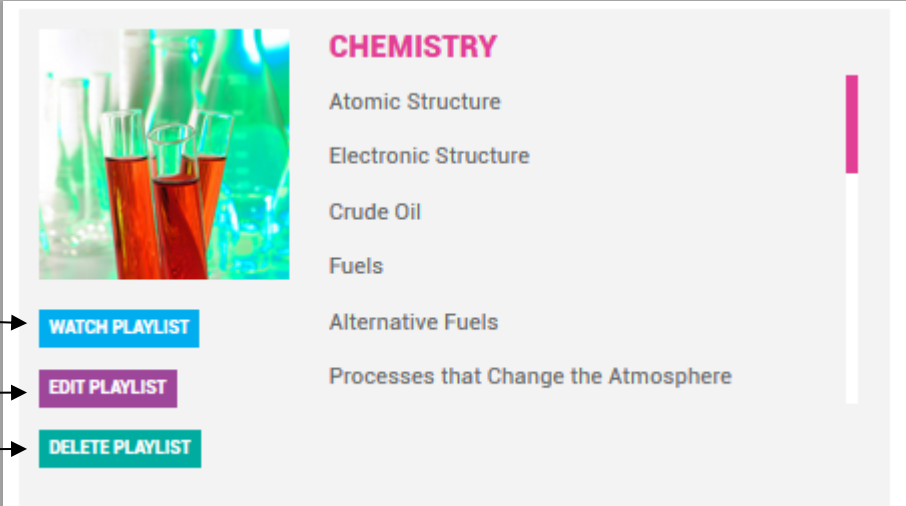
If the person you are sending this to does not have a GCSEPod account they will not be able to view the podcasts

Managing playlists

Watch your playlist online,
or download it
















Edit your playlist

Delete your playlist



Once your playlist has been created

MY SCIENCE PLAYLIST [EDIT PLAYLIST](#)

	B1/Influences on Life Biology: 1 title (3 chapters)	—
Problems of, and Solutions to a Changing Environment		3 chapters —
	Energy Transfer	00:04:56  
	Carbon Cycle	00:02:55  
	Nitrogen Cycle	00:03:22  
	B3/Using Biology Biology: 1 title (11 chapters)	+
	C1.2/Limestone and Building Materials Chemistry: 1 title (3 chapters)	+
	C4/Electrolysis Chemistry: 1 title (2 chapters)	+
	P1.2/Energy and Efficiency Physics: 1 title (1 chapter)	+
	P1/General Physics Physics: 1 title (1 chapter)	+

Share this playlist:

[EMAIL](#) [f](#) [t](#) [GET LINK](#)

If the person you are sending this to does not have a GCSEPod account they will not be able to view the podcasts

Click here to
[download](#) a
single chapter.

Click here to [share](#)
the whole playlist


DURATION: 84 MINS

[ADD THIS PLAYLIST TO MY DOWNLOADS](#)

Works on iOS, Android and Blackberry

Click here to
[download](#) the whole
playlist

Let's keep in touch!





Sharing content

You can share a chapter that you think your friends may be interested in to a range of different social media sites.

These will only be visible to friends who have a GCSEPod account.

CHAPTERS

▶ Introduction	00:01:26	⬇️ ⭐
▶ Non-Renewable Resources	00:06:10	⬇️ ⭐
▶ Renewable Resources	00:07:22	⬇️ ⭐
▶ Case Studies	00:04:53	⬇️ ⭐
▶ Summary	00:01:41	⬇️ ⭐
▶ Web Links	00:00:25	⬇️ ⭐

Share this title:



<http://members.staging.gcsepod.com/pupils/podcasts/title>

If the person you are sending this to does not have a GCSEPod account they will not be able to view the podcasts

Click here to share via
Email, Facebook or
Twitter

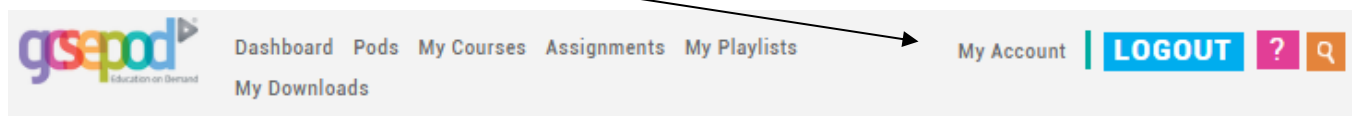
Click here to see the [link](#)
to copy onto a blog or
other social network site.

Let's keep in touch!



How to change your username and password

Click **My Account** in the top menu



Enter your new username and / or password twice and then click **Save**

A **Confirm Username** box will only appear when you type in a new username into the box above.

USERNAME

CONFIRM USERNAME

PASSWORD HINT

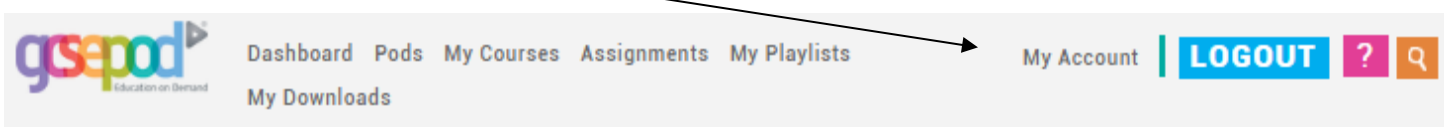
CHANGE PASSWORD

CONFIRM PASSWORD

SAVE

How to change your subject choices

Click **My Account** in the top menu



SELECT SUBJECTS

Tick the relevant boxes below to choose or change the subjects you are studying. Once selected, you will only see podcasts relating to those subjects.

English



English Language



English Literature



Maths



Biology



Chemistry



Physics



Using the tick boxes, **select** or **de-select** the subjects you wish to view on the GCSEPod website.

SAVE

Remember to **Save!**

Let's keep in touch!





Downloading to Apple devices

There are two ways to download GCSEPod podcasts to an Apple device:

- 1) Download the GCSEPod App from the AppStore. This allows you to select a podcast and click **save podcast for offline listening** which enables you to download the podcast onto your device.
- 2) Download the podcasts to iTunes on your computer first and then sync iTunes with your device. This is particularly useful if you do not have access to the app or if you do not have an internet-enabled Apple device (for example an iPod Nano). Follow the steps below to get started.

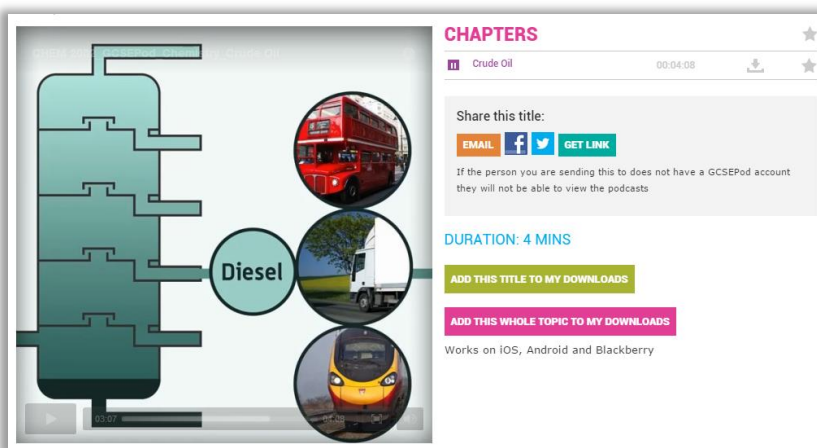
Download via computer & sync

Choose chapters you wish to download and click the **download** icon to the right of the chapters.

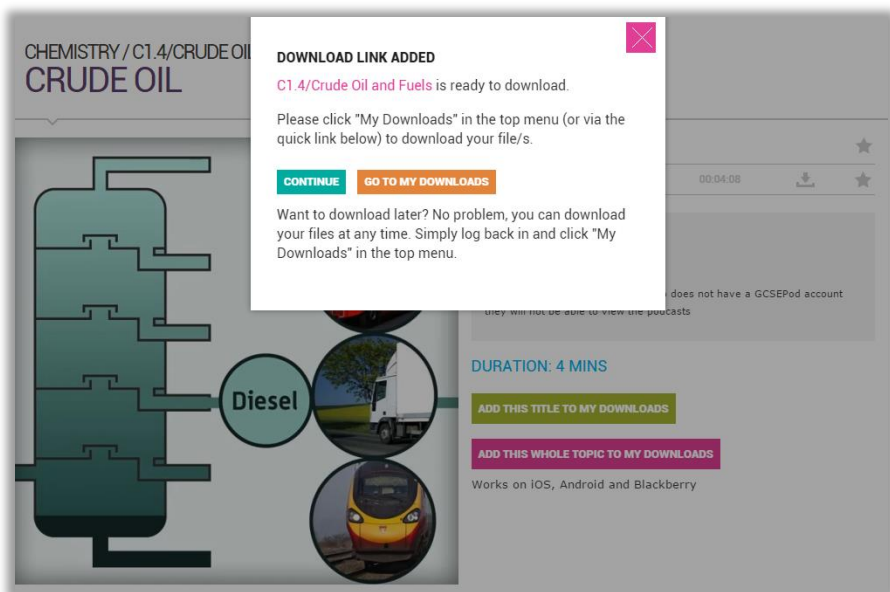
The download icon looks like this:



Choose the **Add This to My Downloads** button to download the entire title.



Downloading Immediately

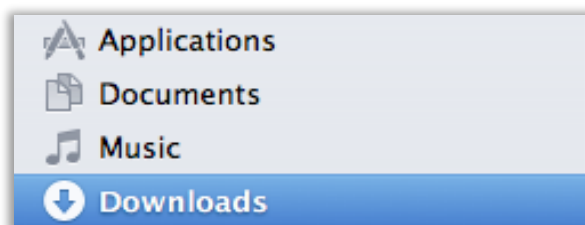


This will place your chosen podcasts in your **My downloads** section.

Downloading to Apple Devices

Adding to your Apple device for Mac users

Once the podcast has finished downloading, go to the Finder and view Downloads.



Click on the podcasts and they will automatically save into the Films section of iTunes.

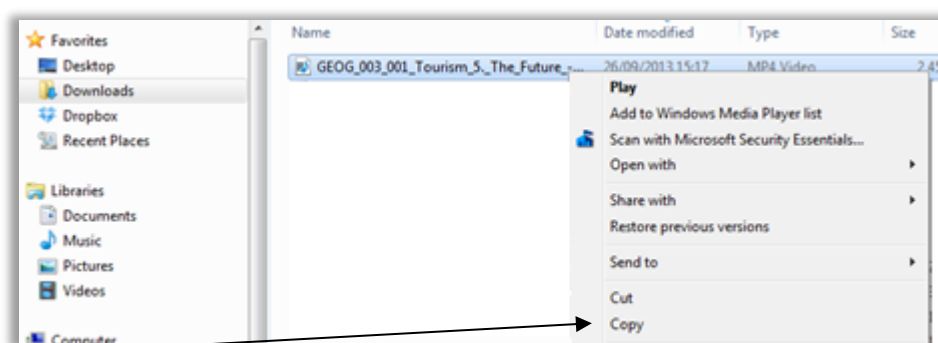
From there, sync your mobile device through iTunes.

IMPORTANT - you'll now find the GCSEPod podcasts in Videos on your device. For iOS7 devices go to Videos and then Home Videos.

Adding to your Apple device for PC users

Find your podcast on your PC. If your browser downloaded it without asking for a location, it will likely be in your 'downloads' folder – otherwise it will be in the location you saved it at.

Right-click on the podcast and press 'copy.'

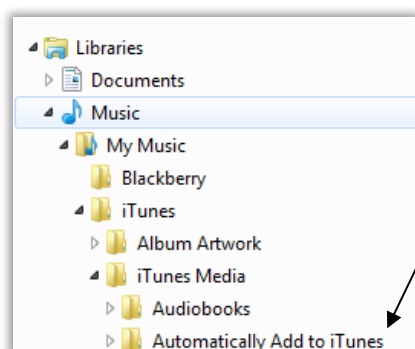


Copy the podcast to **My Documents\Music\iTunes\iTunes Media (or iTunes Music)\Automatically Add to iTunes**. Right click on the folder and press 'paste'

Connect your device to your computer with the supplied USB cable and open iTunes. Click on your named device from the list on the left then click the 'Films' tab.

Ensure the podcasts are ticked to be included when the device is synced. Click 'apply' at the bottom right of your screen. Once your device has finished syncing you can disconnect it from your computer.

IMPORTANT - you'll now find the GCSEPod podcasts in "Videos" on your device. For iOS7 devices go to "Videos" and then "Home Videos".



Let's keep in touch!

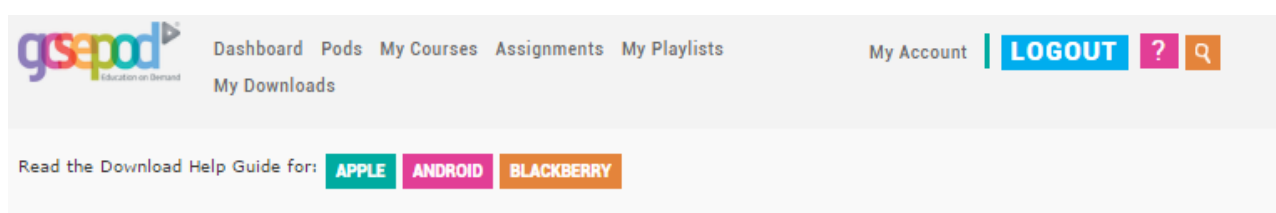


Downloading from the My Downloads section

If you want to download podcasts you've placed in the My Downloads section, press **My Downloads** at the top of the screen.

From there, you can choose to download the podcasts by pressing the **download button** to the right of the chapter name.

You can choose to download in either standard or high definition. We recommend high definition for use on iPad, iPad Mini, iPhones 4/4S/5/5c/5s/6, and iPod Touch 4th Gen onwards.



MY DOWNLOADS

SELECT YOUR DOWNLOAD QUALITY

Standard Definition: ☒ High Definition: ☐

IMPORTANT NOTE 1:

For the best viewing experience on the following devices, we recommend selecting "HD" above: iPad, iPad Mini, iPhone 4/4S/5, iPod Touch 4th Gen onwards.

IMPORTANT NOTE 2:

Please note that some chapters are not available to download in standard definition. If the chapters you wish to download are not available, please select "HD" above and download the high definition chapters instead.

QUEUED DOWNLOADS

VIEW DOWNLOAD HISTORY

This download queue shows your 5 most recently queued playlists, 5 titles and 50 chapters. To view older items, please download or remove the items shown and revisit this page.

QUEUED PLAYLISTS

08:07:52	Download Playlist	Remove Playlist from downloads
Ordering Integers	00:02:54	Download Chapter in SD Remove Chapter from Downloads
Rounding	00:03:03	Download Chapter in SD Remove Chapter from Downloads
Estimating	00:03:31	Download Chapter in SD Remove Chapter from Downloads
Limits of Accuracy	00:02:59	Download Chapter in SD Remove Chapter from Downloads
Upper & Lower Bounds (Higher Only)	00:04:01	Download Chapter in SD Remove Chapter from Downloads

Download direct to your device

There are two ways to download a GCSEPod podcast to an Android or BlackBerry device.

- 1) Open the GCSEPod website on your device and download the podcasts directly.
- 2) Download the podcasts to your computer first and then connect your device to your computer and copy the podcasts to your device.

Instructions for both options can be found below.



Downloading direct to your device

Go to www.gcsepod.com on your device's browser and log in.

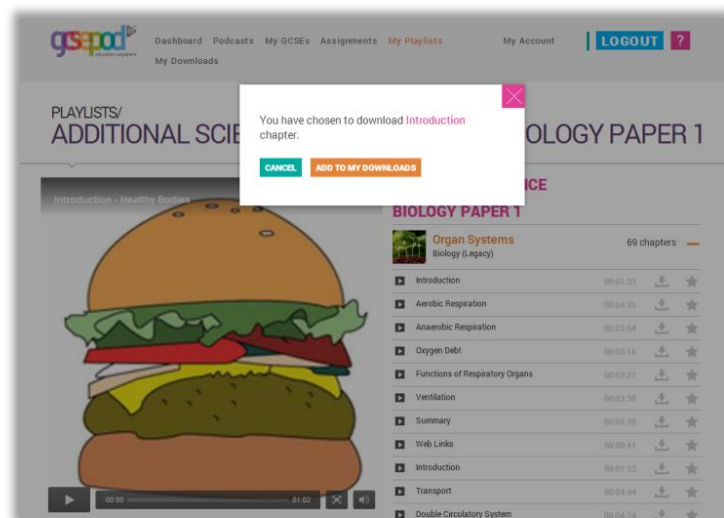
Choose the chapter you wish to download and click the **Download** icon to the right of the chapter's name.

The download icon looks like this:

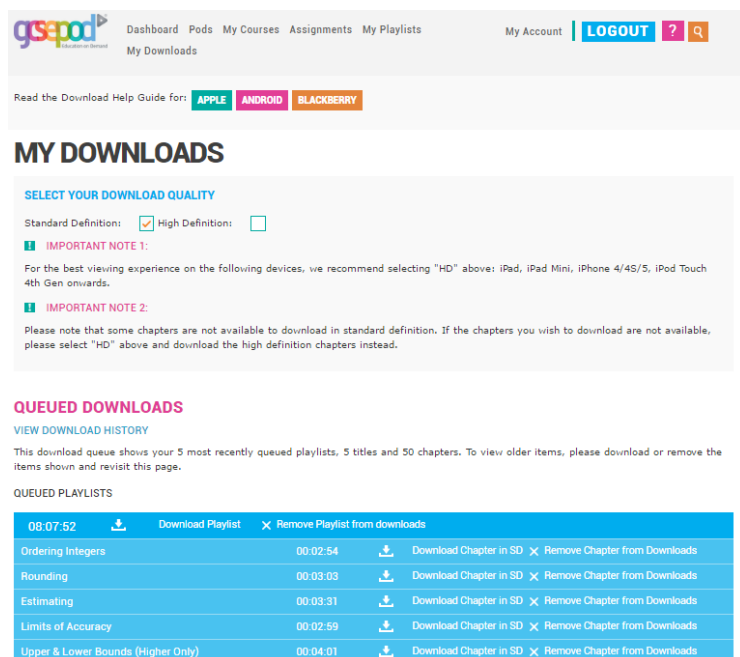


Once you've pressed the download icon, click add to **My Downloads**.

The podcast will automatically download to your phone. Choose the video application on your phone to open it.



Downloading via a computer



Dashboard Pods My Courses Assignments My Playlists My Account LOGOUT ? Q

My Downloads

Read the Download Help Guide for: APPLE ANDROID BLACKBERRY

MY DOWNLOADS

SELECT YOUR DOWNLOAD QUALITY

Standard Definition: ☒ High Definition: ☐

IMPORTANT NOTE 1:

For the best viewing experience on the following devices, we recommend selecting "HD" above: iPad, iPad Mini, iPhone 4/4S/5, iPod Touch 4th Gen onwards.

IMPORTANT NOTE 2:

Please note that some chapters are not available to download in standard definition. If the chapters you wish to download are not available, please select "HD" above and download the high definition chapters instead.

QUEUED DOWNLOADS

VIEW DOWNLOAD HISTORY

This download queue shows your 5 most recently queued playlists, 5 titles and 50 chapters. To view older items, please download or remove the items shown and revisit this page.

QUEUED PLAYLISTS

08:07:52	Download Playlist	Remove Playlist from downloads
Ordering Integers	00:02:54	Download Chapter in SD X Remove Chapter from Downloads
Rounding	00:03:03	Download Chapter in SD X Remove Chapter from Downloads
Estimating	00:03:31	Download Chapter in SD X Remove Chapter from Downloads
Limits of Accuracy	00:02:59	Download Chapter in SD X Remove Chapter from Downloads
Upper & Lower Bounds (Higher Only)	00:04:01	Download Chapter in SD X Remove Chapter from Downloads

The download process is exactly the same on your computer. Click the download icon of the chapter you want, then choose add to **My Downloads**.

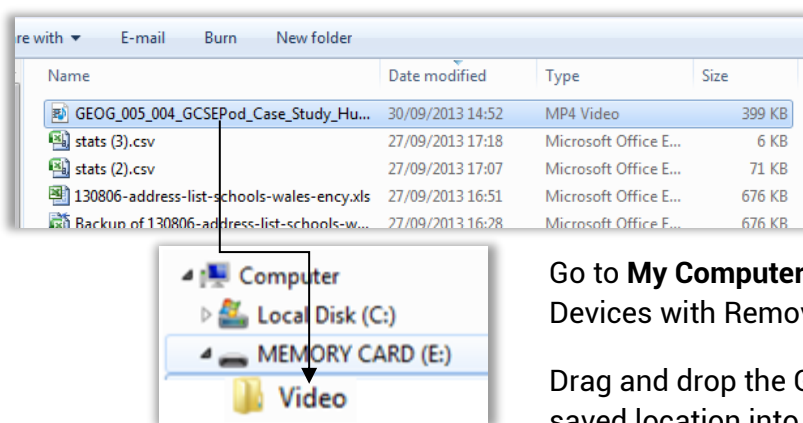
Click **My Downloads** on your dashboard and click the download icon again.

You can then download the chapters by clicking this Icon.

Move the file from your computer to your device

Connect your device to your computer via the supplied USB cable. If you're using a BlackBerry, it may ask you if you want to turn on mass storage mode. Click **Yes**.

If you're using an Android device, you may be prompted to choose which type of connection you wish to make. Choose the **mounted** connection type.



Go to **My Computer** and look for your device, possibly in the Devices with Removable Storage section under Removable Disk.

Drag and drop the GCSEPod file that you downloaded from its saved location into the Videos folder in your device. For Android users, this is often the DCIM folder.

Disconnect your device safely from your computer and then watch the podcast in the Videos section of your device.